



Index

AVAILABLE COLOURS	1
PRODUCT CODES & CHARACTERISTICS	2
BENDING RADIUS	2
POWER CONSUMPTION	3
PHOTOMETRIC INFORMATION	3
POWER EN CONNECTION DIAGRAM	4
CABLE SELECTION	5
SYMBOLS	6
DISCLAIMER	7

Top Deco White

The liniLED® Top Deco LED strip (IP40) is a high quality, flexible LED strip with a unique co-extrusion technology. The combination of high quality and exceptional flexibility, allows for an endless range of indoor and outdoor applications. Combine with either the IP67 or IP68 solution.

In addition to the white colours 2400K-6500K, the liniLED® Top Deco LED strips are also available in red, green, blue and amber.

In order to power liniLED® products safely, it is absolutely necessary to operate them with an electronically stabilized power supply protected against short circuits, overload and overheating.

To ease the luminaire/ installation approval, electronic control gear for liniLED® products should carry the CE mark. Preferably a controller from the liniLED® Control Range. In Europe, the declarations of conformity must include the following standards: CE: EN 55015, IEC 61547 and IEC 61000-3-2.

For the latest version of this datasheet, visit our website: www.liniLED.com

UPS's

- Made in Europe
- Unique co-extrusion technology (hollow chamber)
- IP40 (IP68 with liniLED® Top Mirror Welded Connector)
- Very flexible (bend radius > 30 mm)
- Dimmable
- Effective heat dissipation
- Excellent lumen/ Watt ratio
- Available in long lengths
- UV, frost, seawater & chlorine vapour resistant
- Available in various white colours
- Extensive range of accessories
- Plug & Play

Available colours

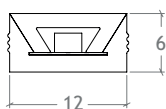
Colour	Description
	liniLED® Top UWW 2400K Deco
	liniLED® Top EWW 2700K Deco
	liniLED® Top WW 3000K Deco
	liniLED® Top NW 4000K Deco
	liniLED® Top CW 6500K Deco



Product codes & characteristics

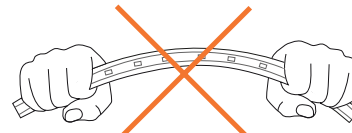
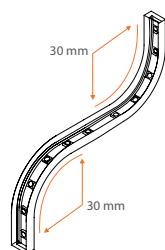
	Ultra Warm White 2400K	Extra Warm White 2700K	Warm White 3000K	Natural White 4000K	Cold White 6500K
Product code [m]	11856	11859	12118	12119	11607
Power (24 V DC)	1.1 W/m	1.1 W/m	1.1 W/m	1.1 W/m	2.2 W/m
Power (25 V DC)	1.1 W/m	1.1 W/m	1.1 W/m	1.1 W/m	2.3 W/m
CRI	> 80	> 80	> 80	> 80	> 80
Luminous flux	90 lm/m	106 lm/m	102 lm/m	113 lm/m	113 lm/m
Luminous efficiency	82 lm/W	96 lm/W	93 lm/W	103 lm/W	51 lm/W
Spool length	Max. 50 m				
Section length	20 cm				
LED	Duris™ E 5				
Number of LEDs	7 per section / 35 per metre				
Max. connection length	20 m				
Operation voltage	24 V DC				
Max. operation voltage	25 V DC				
Beam angle	110°				
Dimensions	12 x 6 mm				
Dimmable	PWM dimming, 24 V DC Common Anode				
Binning	± 50K				
Weight	70 gram per metre				
Expected lifetime	B50/L70 > 50,000 hours @ T _c = 40 °C				
Degree of protection (IP)	IP40 (IP68 with liniLED® Top mirror welded connector)				
Storage temperature	-20 °C .. 55 °C				
Operation temperature	-30 °C .. 55 °C ¹				
Minimal bending radius	30 mm				

¹ Max. connection length between -20 °C and -30 °C is 14 metres.



Bending radius

Maximum bending radius is 30 mm. Solely bend up or downward. Do not compress, stretch or bend the LED strip.



Power consumption

To power the liniLED® LED strips and lighting fixtures, a power supply from the liniLED® Power assortment can be selected. Selection of the correct power supply must be done by taking the total requested power and the environment into account.

The total power consumption can be calculated by summing the requested power of all connected products. To calculate the power consumption of a single length of LED strip, use the equation below. The typical equation is valid if the product is supplied by a 24 V DC constant voltage power supply. If the output voltage of a power supply is increased, the power consumption will increase with the same ratio and needs to be corrected by using the optional part of the equation found between brackets.

$$P_{STRIP} = P_{PRODUCT} \times X_{LENGTH} \times 110\% \left[\times \frac{U_{SUPPLY}}{24} \right]$$

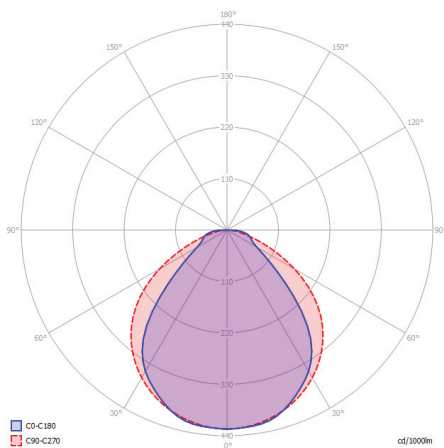
- P_{STRIP}** Calculated power consumption of one LED strip in Watt
- $P_{PRODUCT}$** Typical power consumption in Watt per metre of the selected LED strip
This value can be found under 'Product characteristics' on page 2
- X_{LENGTH}** Length of the connected LED strip in metres
- 110% Safety margin to buffer differences over all production batches
- Optional:*
- U_{SUPPLY}** Set supply voltage of the power supply in Volt
- 24** Nominal supply voltage of liniLED® in Volt

Photometric information

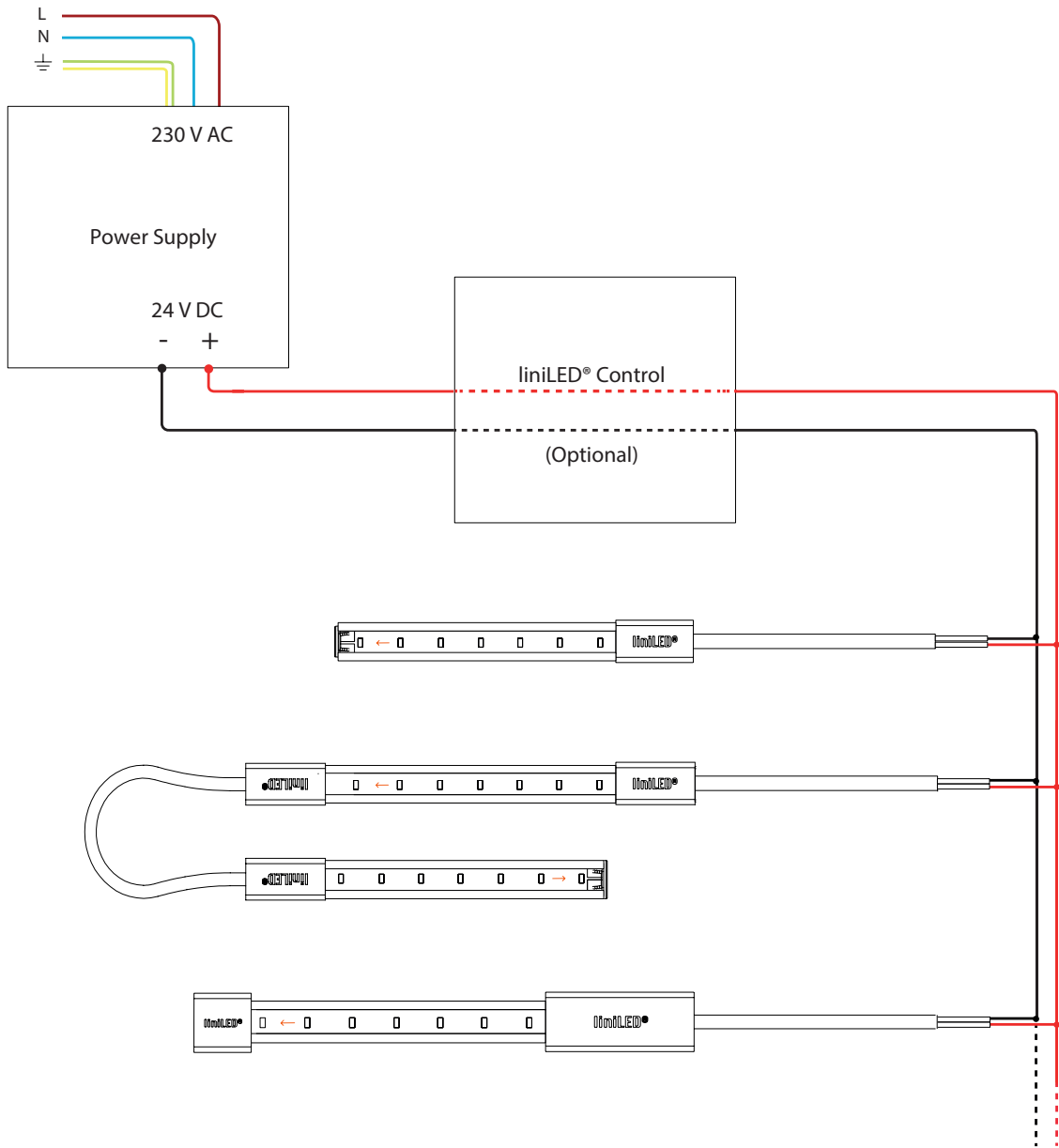
In the process of lighting design and calculations, the luminous flux and beam angle alone are not enough information to create a representative and realistic calculation or render. There is one set of photometric files for a one metre length of LED strip and one for a segment length, that corresponds to the cutting length of each LED strip type. Using the one metre data, quick calculations and long lengths can be simulated with photometric software. The segment data allows very detailed simulations, even curved lines can be approached in high detail.

The information on the website is available in two different file formats:

- Eulumdat (*.ldt)
- IES LM-63-1995 (*.ies)



Power and connection diagram



Cable selection

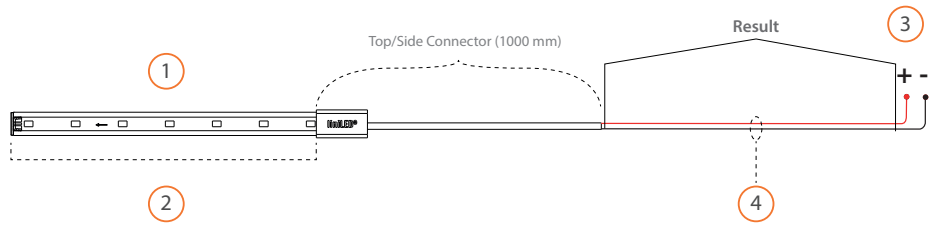
1 = Select colour temperature.

2 = Select LED strip length.

3 = Select output voltage.

4 = Select cable cross section.

Result = Maximum cable length based on the cable thickness and power supply voltage.



1. Colour temperature

2400K - 2700K - 3000K - 4000K

2. LED strip length		1 m		5 m		10 m		20 m	
3. Voltage		24 VDC	25 VDC	24 VDC	25 VDC	24 VDC	25 VDC	24 VDC	25 VDC
4. Cable cross section	0.50 mm ² - 0.035 Ω/m	280.4 m	539.6 m	55.0 m	106.9 m	26.8 m	52.8 m	12.8 m	25.7 m
	0.75 mm ² - 0.023 Ω/m	421.8 m	811.8 m	82.8 m	160.8 m	40.4 m	79.4 m	19.2 m	38.7 m
	1.00 mm ² - 0.018 Ω/m	560.9 m	1079.3 m	110.1 m	213.8 m	53.7 m	105.6 m	25.6 m	51.5 m
	1.50 mm ² - 0.012 Ω/m	843.7 m	1623.6 m	165.6 m	321.6 m	80.9 m	158.8 m	38.5 m	77.5 m
	2.50 mm ² - 0.007 Ω/m	1404.2 m	2702.1 m	275.7 m	535.2 m	134.6 m	264.4 m	64.1 m	128.9 m

1. Colour temperature

6500K

2. LED strip length		1 m		5 m		10 m		20 m	
3. Voltage		24 VDC	25 VDC	24 VDC	25 VDC	24 VDC	25 VDC	24 VDC	25 VDC
4. Cable cross section	0.50 mm ² - 0.035 Ω/m	139.5 m	269.1 m	26.8 m	52.8 m	12.8 m	25.7 m	5.7 m	12.2 m
	0.75 mm ² - 0.023 Ω/m	209.9 m	404.9 m	40.4 m	79.4 m	19.2 m	38.7 m	8.6 m	18.4 m
	1.00 mm ² - 0.018 Ω/m	279.1 m	538.3 m	53.7 m	105.6 m	25.6 m	51.5 m	11.5 m	24.4 m
	1.50 mm ² - 0.012 Ω/m	419.9 m	809.8 m	80.9 m	158.8 m	38.5 m	77.5 m	17.3 m	36.8 m
	2.50 mm ² - 0.007 Ω/m	698.9 m	1347.8 m	134.6 m	264.4 m	64.1 m	128.9 m	28.8 m	61.2 m

⚠ **Note:** Calculations are based on a standard connector with 1 metre cable (0.5 mm²).

Symbols



Manufacturer's declaration that the product meets the applicable EC directives.



Suitable for mounting on all surfaces and suitable to cover with insulating material.



Passed glow wire test at 850 degrees Celsius. Global European regulations specify 650 degrees Celsius by default



Restriction of Hazardous Substances (RoHS): product complies with the RoHS directive and each homogeneous material does not exceed the limits for the materials mentioned under the RoHS directive (Pb, Hg, Cd, Cr6+, PBB and PBDE).



This product can be both IP40 and IP68 depending on the configuration and application. See the documentation for the exact IP rating.



Protected against impact energy of 5 joules.



Bending of the LED strip is possible with a radius of ≥ 30 millimetres in the specified direction.



Operating voltage of 24 V DC.



Electrical appliance class III: this product is designed to be supplied from an extra-low voltage (≤ 60.0 V DC or ≤ 42.4 V AC).



Product is resistant against ultraviolet (UV) light or sunlight. Non-UV resistant products can degrade or discolour fast when exposed to UV light.



Product can be cleaned with normal cleaning agents as specified in the datasheet under 'chemical compliances'.



This product can be stored and used below 0 degrees Celsius. Verify the minimum storage and operation temperature in the datasheet or manual for the lowest temperature allowed.



This product can be applied in seawater and its environment. Elements in seawater will have no harmful effect on the product. For chemical specifications see datasheet. Verify the IP rating for proper use.



This product can be applied inside swimming pool environments. Elements in the air will have no harmful effect on the product. For chemical specifications of these elements see datasheet. Verify IP rating for proper use.



This product is available on request and can be applied submerged in swimming pools and their environment. Disinfectants will have no harmful effect on the product. For chemical specifications of these elements see datasheet. Verify IP rating for proper use.



The CRI value of this product is 80 or higher.



The binning tolerance of this product is 2 MacAdam.



This product needs to be disposed of separately from normal household waste so it can be recycled. Verify the IP rating for proper use.



System guarantee of 5 years when the complete system consist of liniLED® products with the 5 years system warranty logo. Terms & conditions apply.

Disclaimer

The published information is checked to be as accurate as possible, however Triolight B.V. or any reseller of liniLED® cannot be held liable for any damages resulting from errors or outdated information. Triolight B.V. reserves the right to modify the information without informing the customers. When this document is printed or downloaded, please check for the latest version on the internet, the most up to date information will be published on www.liniLED.com. This product should not be used in applications, devices or systems where incorrect operation of the product may result in personal injury (includes emergency lighting) without written permission from the board of Triolight B.V. If nevertheless used in such applications, devices or systems Triolight B.V. cannot be held liable for any resulting injury.