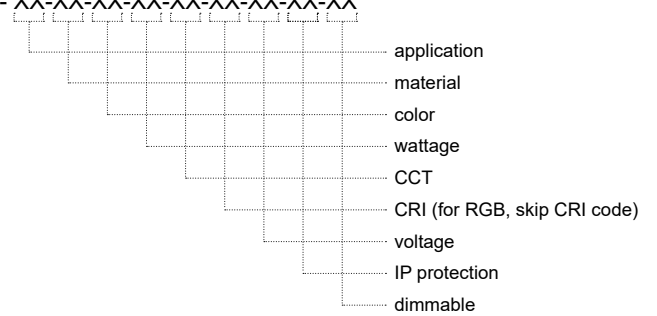


MINI TORCH DOT R27

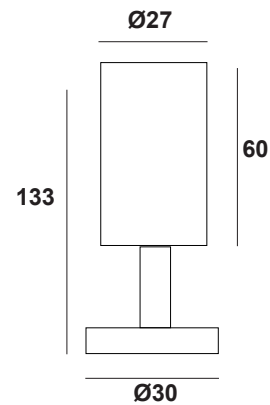
ΠΕΡΙΕΧΟΜΕΝΑ / CONTENTS

datasheet	1
manual	3

SKU: TRCH27- XX-XX-XX-XX-XX-XX-XX-XX






MINI TORCH DOT R27 (TRCH27-) / Datasheet



general information

Application	Indoor
Direction of mounting	Wall
LED type	OSRAM S5
Life time	50000 hrs
Warranty	3-5 years (*5 years upon request)
Origin	Greece
Visible dimensions (Ø×L)	Ø27 × 133 mm

MINI TORCH DOT R27 / Datasheet

Application		Material	Color	Wattage		
Surface mounted (S)		Aluminium (01)	Black (BL)	1W (1W)		
		Inox (02)	White (WH)	2.5W (25W)		
		Brass (03)	RAL colors (RL)			
Recessed (T)		CCT	CRI	Voltage	IP	Dimmable
		2700K (27K)	Ra80 (80)	12VDC (V1)	IP20 (20)	Yes (D)
		3000K (30K)	Ra90 (90)	24VDC (V2)	IP54 (54)	No (L)
		4000K (40K)		350mA (V5)	IP65 (65)	
Rosette (230VAC) (V)		5000K (50K)		230VAC (V3)		
		6000K (60K)				
		(R) / (G) / (B) / (A)				
		RGB (C1)				

Δημιουργία Κωδικού προϊόντος / Product Code generator

TRCH27- application - material - color - wattage - CCT - CRI - voltage - IP - dimmable

EXAMPLE:

TRCH27 - S-01-BL-1W-27K-90-V1-20-D

for Mini Torch Dot R27, surface mounted, aluminium, black, 1W, 2700K, Ra90, 12VDC, IP20, dimmable)

MINI TORCH DOT R27 / Manual

1. ΠΡΟΕΤΟΙΜΑΣΙΑ ΓΙΑ ΕΦΑΡΜΟΓΗ ΣΤΟΝ ΤΟΙΧΟ / PREPARATION FOR WALL APPLICATION
2. ΤΟΠΟΘΕΤΗΣΗ ΒΑΣΗΣ ΣΤΟΝ ΤΟΙΧΟ / APPLICATION OF BASE ON WALL
3. ΚΑΝΕΤΕ ΤΗΝ ΗΛΕΚΤΡΙΚΗ ΣΥΝΔΕΣΗ / MAKE THE ELECTRICAL CONNECTION
4. ΤΟΠΟΘΕΤΗΣΗ ΤΟΥ ΦΩΤΙΣΤΙΚΟΥ / PLACE THE LUMINAIRE

