

FLEX BRANCH 1

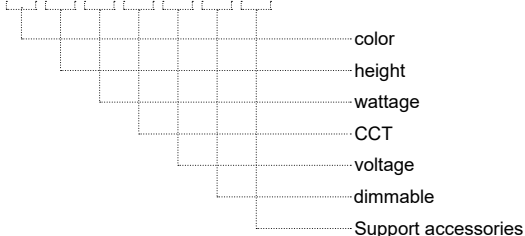


ΠΕΡΙΕΧΟΜΕΝΑ / CONTENTS

datasheet	1
manual	2

ΚΩΔΙΚΟΣ / CODE

FXB - XX-XX-XX-XX-XX-XX-XX



FLEX BRANCH 1 (FXB) / Datasheet



General information

Application	Outdoor / Indoor
Direction of mounting	Ground
Material	Copper
IP Classification	IP65
IK Classification	IK06
LED	Cree / Osram
Beam angle	180°
CRI	Ra80
Life time	50000 hrs
Warranty	3-5 years (*5 years upon request)
Origin	Greece

Color	Height	Wattage	CCT	Voltage	Dimmable	Support accessories
Black (BL)	50cm (H50)	0.5W (05W)	2700K (27K)	12VDC (V1)	Yes (D)	Nail D32x150mm Aluminum (SP)
White (WH)	60cm (H60)	1W (1W)	3000K (30K)	24VDC (V2)	No (L)	Post D10x600mm Bronze with base (PL5)
RAL colors (RL)	70cm (H70)	2.5W (25W)	4000K (40K)	12/24V (V4)		Base that accepts multiple Flex Branches (PL)
No color (L)	80cm (H80)		5000K (50K)	350mA (V5)		
	90cm (H90)		6000K (60K)	500mA (V6)		
	100cm (H100)		(R)/(G)/(B)/(A)			


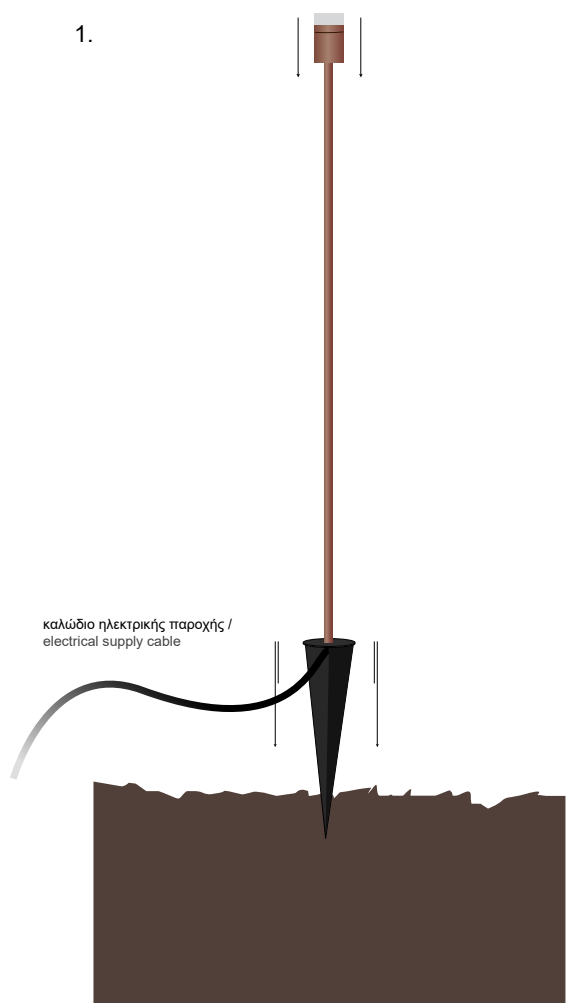
Δημιουργία Κωδικού προϊόντος / Product Code generator

FXB - color - height - wattage - CCT - voltage - dimmable - support accessories

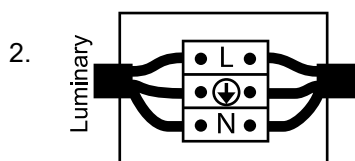
(ex. FXB-BL-H50-1W-27K-V1-D-SP for Flex Branch 1, Black, 50cm, 1W, 2700K, 12VDC, Dimmable, Nail D32x150mm Aluminum)

FLEX BRANCH 1 / Manual

1. ΠΡΟΕΤΟΙΜΑΣΙΑ ΤΟΥ ΕΔΑΦΟΥΣ / PREPARATION OF TERRAIN
2. ΚΑΝΕΤΕ ΤΗΝ ΗΛΕΚΤΡΙΚΗ ΣΥΝΔΕΣΗ / MAKE THE ELECTRICAL CONNECTION
3. ΤΟΠΟΘΕΤΗΣΗ ΤΟΥ ΦΩΤΙΣΤΙΚΟΥ / PLACE THE LUMINAIRE (επιδαπέδια/ground)



Μόλις εφαρμοστεί, το φωτιστικό είναι έτοιμο για την χρήση του /
Once the luminaire is applied, it is ready to be used



Συνδέστε το καλώδιο του φωτιστικού με την ηλεκτρική παροχή. /
Connect the cable of the luminaire with the electrical supply.