

# UMBRELLA R70

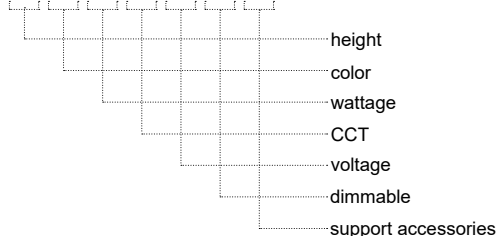


## ΠΕΡΙΕΧΟΜΕΝΑ / CONTENTS


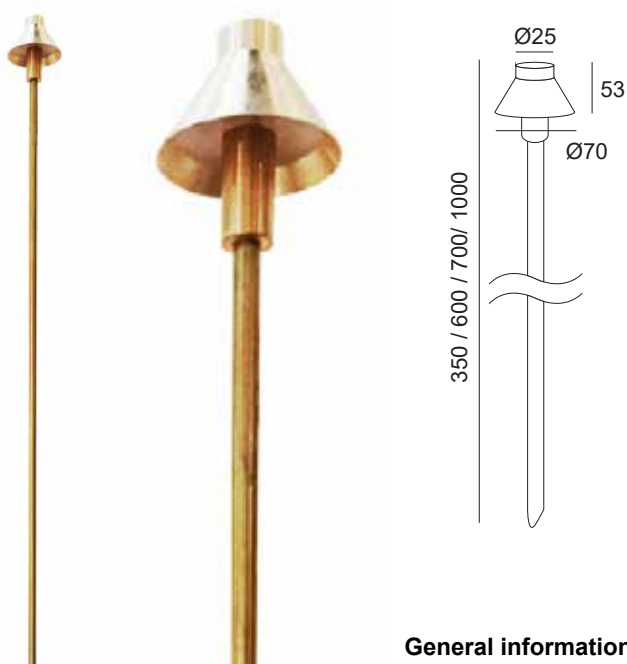
datasheet	1
manual	2

## ΚΩΔΙΚΟΣ / CODE

UMB70- XX-XX-XX-XX-XX-XX-XX




## UMBRELLA R70 (UMB70) / Datasheet



### General information

Application	Outdoor
Direction of mounting	Ground
Material	Brass
IP Classification	IP65
LED	Cree / Osram
CRI	Ra80
Life time	50000 hrs
Warranty	3-5 years (*5 years upon request)
Origin	Greece

Height	Color	Wattage	CCT	Voltage	Dimmable	Support accessories
35cm (H35)	Black (BL)	0.5W (05W)	2700K (27K)	12VDC (V1)	Yes (D)	Round base (RB) 
60cm (H60)	White (WH)	1W (1W)	3000K (30K)	24VDC (V2)	No (L)	
70cm (H70)	RAL colors (RL)	2W (2W)	4000K (40K)	350mA (1W only) (V5)		No support accessories (L)
100cm (H100)	No color (L)		5000K (50K)			
			6000K (60K)			
			(R)/(G)/(B)/(A)			


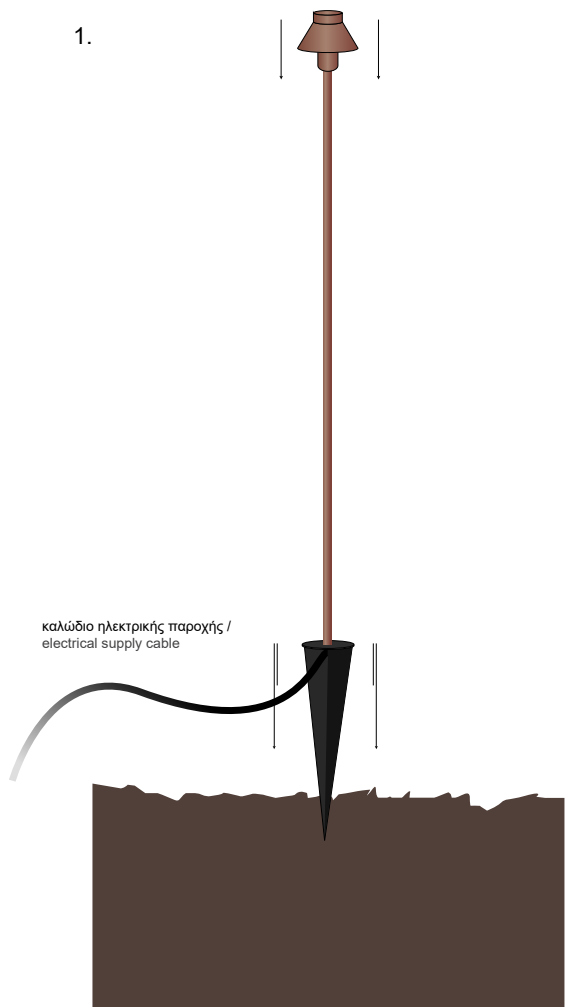
Δημιουργία Κωδικού προϊόντος / Product Code generator

**UMB70 - height - color - wattage - CCT - voltage - dimmable - support accessories**

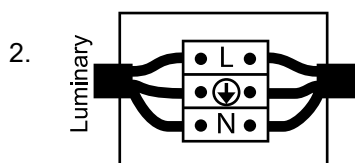
(ex. UMB70-H60-BL-1W-27K-V1-D-RB for Umbrella R70, 60cm, Black, 1W, 2700K, 12VDC, Dimmable, Round base)

# UMBRELLA R70 / Manual

1. ΠΡΟΕΤΟΙΜΑΣΙΑ ΤΟΥ ΕΔΑΦΟΥΣ / PREPARATION OF TERRAIN
2. ΚΑΝΕΤΕ ΤΗΝ ΗΛΕΚΤΡΙΚΗ ΣΥΝΔΕΣΗ / MAKE THE ELECTRICAL CONNECTION
3. ΤΟΠΟΘΕΤΗΣΗ ΤΟΥ ΦΩΤΙΣΤΙΚΟΥ / PLACE THE LUMINARY (επιδαπέδια/ground)



Μόλις εφαρμοστεί, το φωτιστικό είναι έτοιμο για την χρήση του /  
Once the luminaire is applied, it is ready to be used



Συνδέστε το καλώδιο του φωτιστικού με την ηλεκτρική παροχή. /  
Connect the cable of the luminaire with the electrical supply.