


EYE

Datasheet



The Timberlab "EYE" is one of the most favourite garden lighting products within the TimberLab assortment. Due to the contemporary and slim design the bollard is hardly noticeable during day time. At night, the EYE is at its best. With the right amount of light to illuminate your road or footpath.



timberlab
natural outdoor solutions



SPECIFICATIONS

- **IP grade:** IP54
- **Power per LED module:** 2.4 Watt
- **Lumen output per LED module:**
 - 2.700K = 121 lm
 - 4.000K = 153 lm
 - amber = 47 lm
- **Beam angle:** 155x65*
- **Lifespan:** Every type of wood has its own durability class. More information can be found at "Wood species" & "Sustainability". The LED module has an expected lifespan of 108.000 hours.
- **Photometric data:** Available on request.

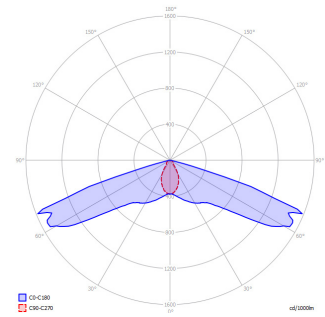
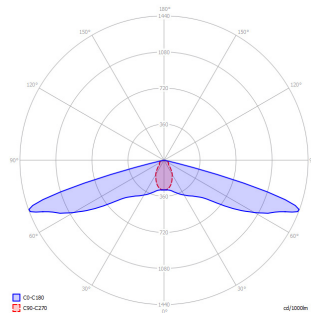
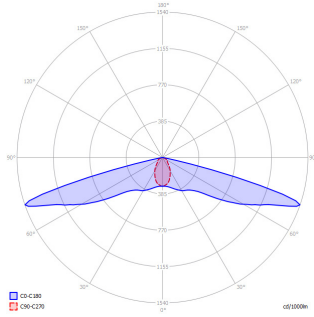
OPTIONS

- **Dimensions:** 100 or 150mm
- **Wood species:** Larch/Douglas (only in combination with post support), oak, chestnut or Accoya
- **Voltage:** 230 VAC or 12-24 V AC/DC
- **Certification:** FSC or PEFC
- **Post support:** The EYE is available with or without post support. See our "Post support" datasheet for all technical data.
- **Colour temperature:** Available in 2.700K, 4.000K and Amber (593nm).
- **Cable:** Available with 0,6mtr 3x 1,5mm² cable or a 32mm hole for an easy connection to your ground cable.
- **Variations :** All Timberlab products are unique. In addition to our standard options, we offer customization. Think of adding logos, sockets or different dimensions.



Only products indicated with the FSC® claim are FSC certified and come with our FSC-certificate number NC-COC-029615-KE. Only products indicated with the PEFC™ claim are 100% PEFC certified and come with our PEFC-certificate number NC-PEFC/COC-029615-FJ.

LED MODULES

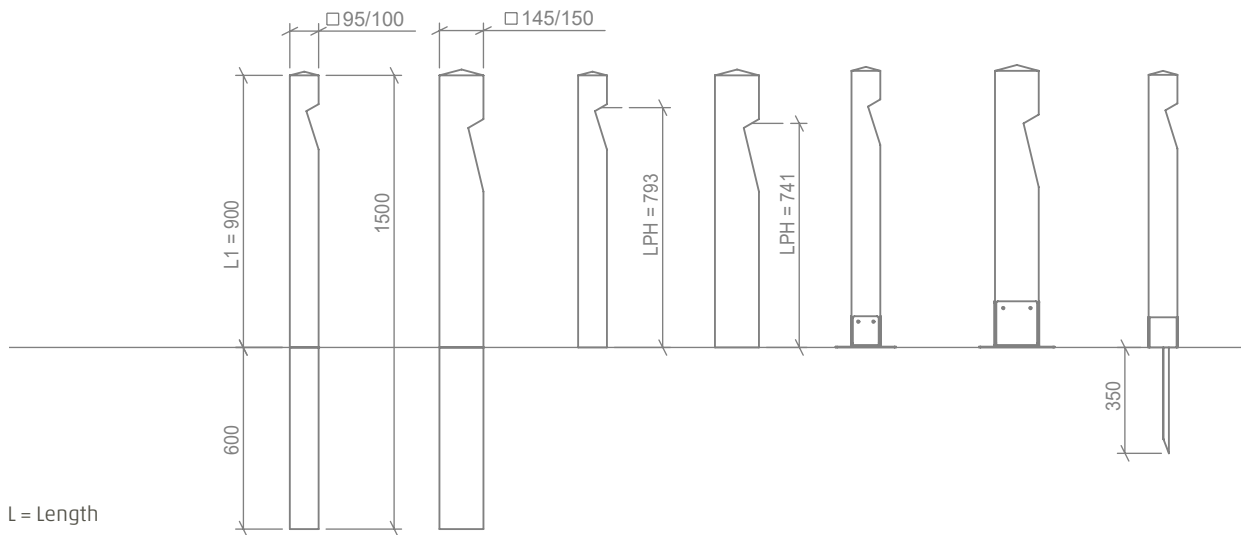


	TBL path light module 2.700K	TBL path light module 4.000K	TBL path light module AMBER 593 nm
Voltage (optional)	230 VAC 12-24VAC/DC	230 VAC 12-24VAC/DC	230 VAC 12-24VAC/DC
Power	2.4 W*	2.4W*	2.1W*
Power factor	0.36*	0.36*	0.34*
Lumen output	121 lm*	153 lm*	47 lm*
Efficiency	50 lm/W*	63 lm/W*	23 lm/W*
Colour temp.	Warm White 2700K 2654K*	Cool White 4000K 3801K*	AMBER x=0.5977 y=0.3996.*
CRI	84*	72*	n.a.
Dimmable	on request	on request	on request
Label	A+	A+	B
IP grade	IP 54	IP 54	IP 54
Beam angle	156x64*	154x65*	151x58*
Number of LEDs	1	1	1
Temperature range in operation	-20...+50°C	-20...+50°C	-20...+50°C
Lifespan	100.000 h	100.000 h	100.000 h

* Measured values



DIMENSIONS AND WEIGHT



Weight larch/douglas	n.a.	n.a.	5 kg	12 kg	8 kg	16 kg	7 kg
Weight chestnut	9 kg	21 kg	5 kg	12 kg	8 kg	16 kg	7 kg
Weight oak	12 kg	26 kg	7 kg	15 kg	10 kg	19 kg	9 kg
Weight Accoya	9 kg	19 kg	5 kg	11 kg	8 kg	15 kg	7 kg
CO2 storage larch/douglas	n.a.	n.a.	8 kg	18 kg	8 kg	18 kg	8 kg
CO2 storage chestnut	15 kg	33 kg	9 kg	19 kg	9 kg	19 kg	9 kg
CO2 storage oak	19 kg	41 kg	11 kg	23 kg	11 kg	23 kg	11 kg
CO2 storage Accoya	14 kg	30 kg	8 kg	17 kg	8 kg	17 kg	8 kg

PRODUCT CODE GENERATOR

Product family	Wood species	Certification	In ground / post support	Colour temp.	Type	Voltage	Variations
XX	X	X	XX	X	X	X	XX
10= EYE 100	1= Larch	0= N.a.	00= Length 1 + 600mm in ground	1= 2.700K	0= 32mm hole	1= 230 V	00
11= EYE 150	2= Chestnut	1= FSC	95= Length 1 without post support	3= 4.000K	1= Cable	2= 12-24V	
	3= Oak	2= PEFC	02= Length 1 with PH02	4= Amber			
	4= Accoya		03= Length 1 with PH03				
			05= Length 1 with PH05				

EXAMPLE

EYE 150, oak, Length 1 + 600mm in ground, 2700K, Cable, 230V.

Product code: 11301011100

Larch/Douglas in ground n.a.