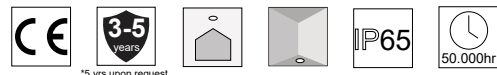


OVAL BRANCH 1L 39x70

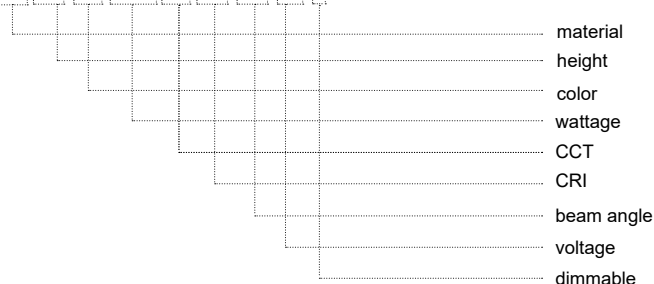


ΠΕΡΙΕΧΟΜΕΝΑ / CONTENT

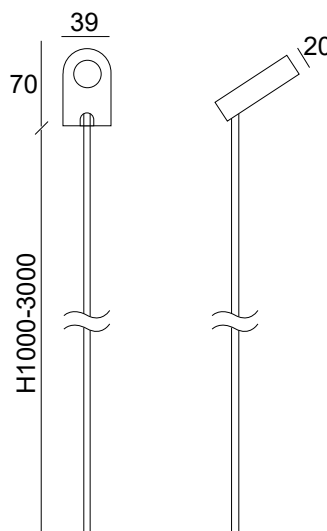
datasheet	1
manual	2

ΚΩΔΙΚΟΣ / CODE

OVBR- XX XX XX XXX XX XX XX XX X



OVAL BRANCH 1L 39x70 (OVBR-) / Datasheet



general information

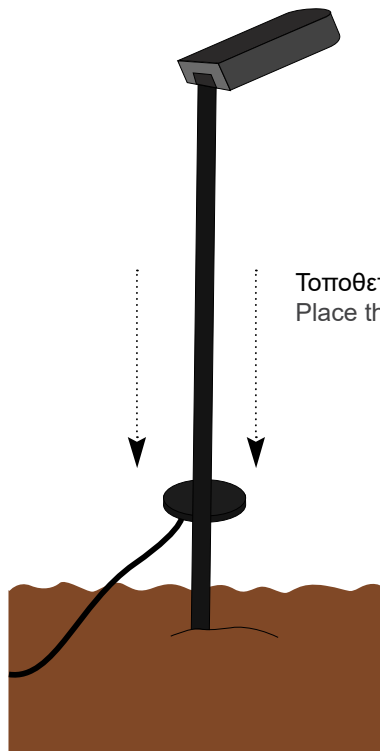
application	Outdoor / Ground
electric gear	Not included
lamp type	LED
life time	50.000 hrs
warranty	3-5 years
origin	Made in Greece

material	height	color	wattage	CCT	CRI	beam angle	voltage	dimmable
Aluminium (01)	1000 (H1000)	Anodised (AL)	1W (1W)	2700K (27K)	Ra80 (80)	3° (3D)	12VDC (V1)	Yes (D)
Brass (03)	1500 (H1500)	Black (BL)	2W (2W)	3000K (30K)	Ra90 (90)	8° (8D)	24VDC (V2)	No (L)
	2000 (H2000)	White (WH)	3W (3W)	4000K (40K)		15° (15D)		
	2500 (H2500)	More RALs (RL)		5000K (50K)		20° (20D)		
	3000 (H3000)	No color (L)		6000K (60K)		35° (35D)		
				(R) / (G) / (B) / (AM)		45° (45D)		

Product code generator

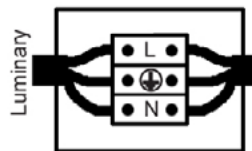
OVBR - material - height - color - wattage - CCT - CRI - beam angle - Voltage - dimmable
 (ex. OVBR01H300BL1W27K8015DV1D) for Oval Branch 39x70 Aluminium 300mm Black 1W 2700K Ra80 15° 12V Dimmable

1.



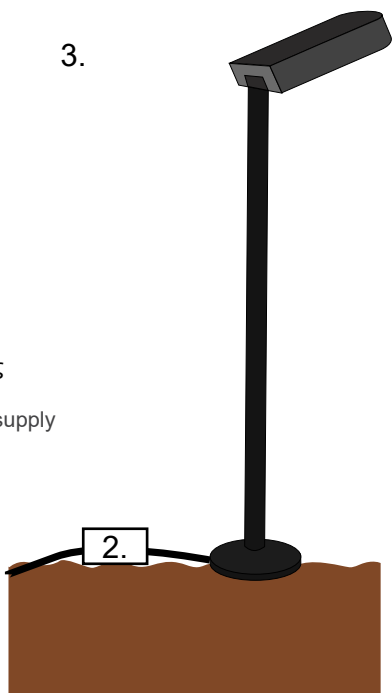
Τοποθετήστε το φωτιστικό στο έδαφος. /
Place the luminaire on the ground.

2.



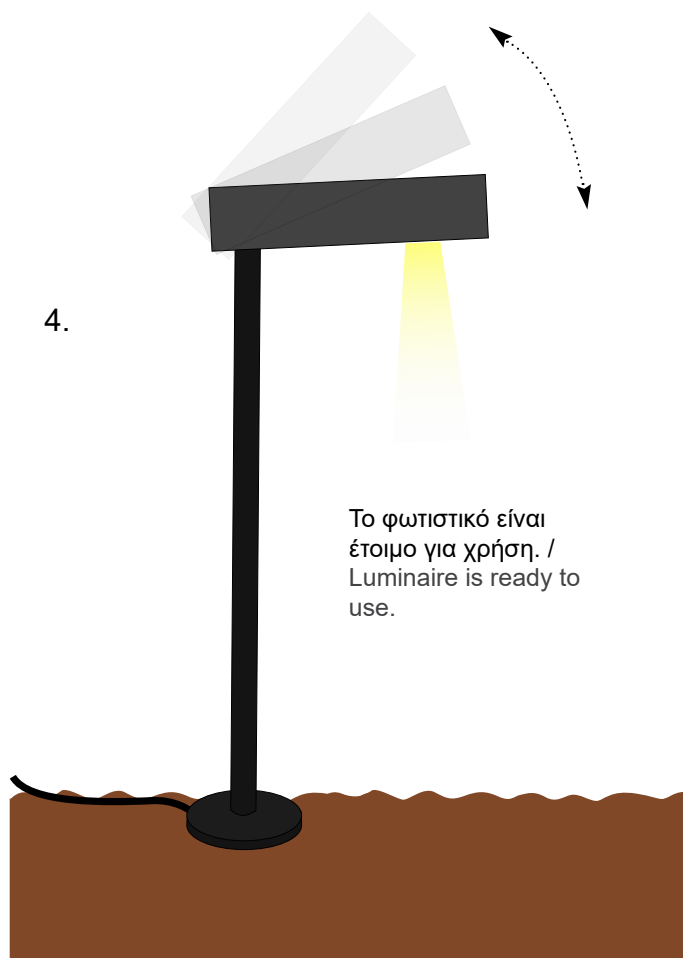
Συνδέστε το καλώδιο του φωτιστικού με
την ηλεκτρική παροχή.
Η σύνδεση πρέπει να είναι στεγανή. /
Connect the cable of the luminaire with
the electrical supply.
The connection must be sealed.

3.



καλώδιο
ηλεκτρικής
παροχής /
electrical supply
cable

4.



Το φωτιστικό είναι
έτοιμο για χρήση. /
Luminaire is ready to
use.