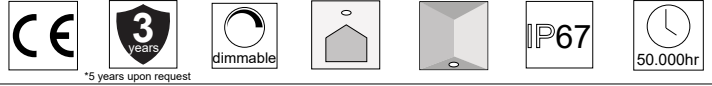


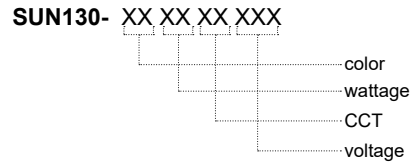
SUNSET R130




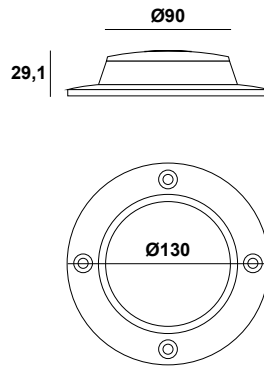
ΠΕΡΙΕΧΟΜΕΝΑ / CONTENT

datasheet	1
manual	2

ΚΩΔΙΚΟΣ / CODE



SUNSET R130 (SUN130-) / Datasheet



general information

application	Outdoor / Surface mounted
direction of mounting	Ground
material	Aluminium / Plexiglass
incl. cable	Yes
electric gear	Not included
life time	50.000 hrs
warranty	3-5 years
origin	Made in Greece

color	wattage	CCT	voltage	dimmable
Anodised (AL)	1W (1W)	2700K (27K)	12VDC (V1)	Yes (D)
Black (BL)	2W (2W)	3000K (30K)	24VDC (V2)	No (L)
White (WH)	2,5W (25W)	4000K (40K)	230VAC (V3)	
RAL colors (RL)	3W (3W)	5000K (50K)		
	4W (4W)	6500K (65K)		
		(R) / (G) / (B) / (AM)		

Δημιουργία Κωδικού προϊόντος / Product Code generator

SUN130 - color - wattage - CCT - voltage - dimmable

(ex. SUN35-AL-25W-27K-V1-D for Sunset R130 Aluminium 2,5W 2700K 2VDC dimmable)

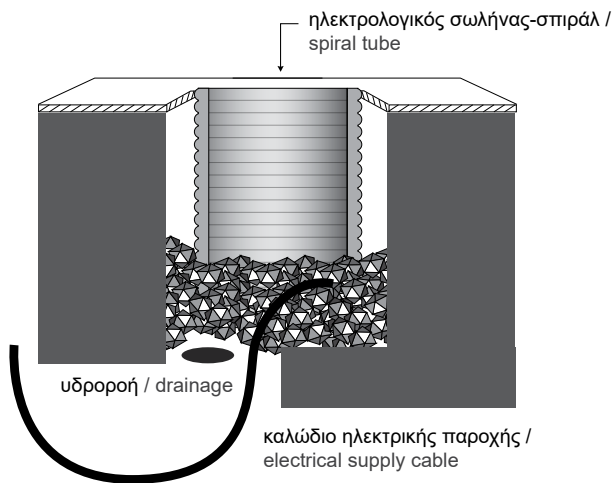
SUNSET R130 / Manual



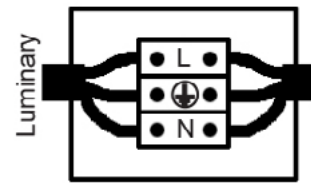
*5 years upon request



1.

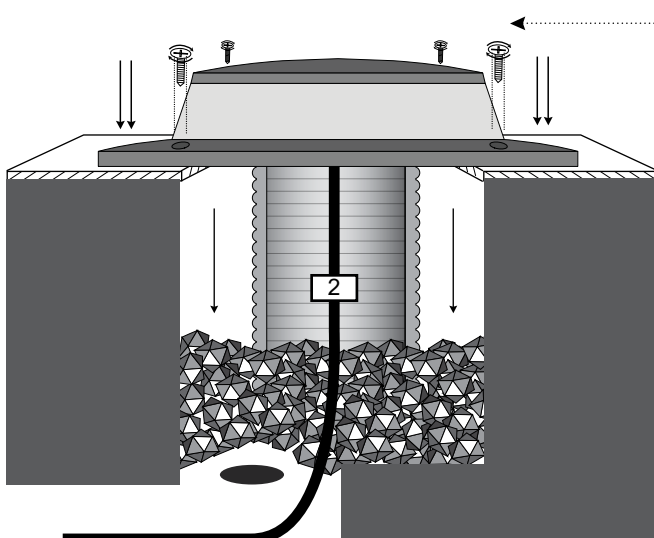


2.



Συνδέστε το καλώδιο του φωτιστικού με την ηλεκτρική παροχή. Η σύνδεση πρέπει να είναι στεγανή. / Connect the cable of the luminaire with the electrical supply. The connection must be sealed.

3. Εφαρμογή στο έδαφος με βίδωμα / Application on ground using screws



βίδες x4 INOX / x4 INOX screws (συμπεριλαμβάνονται / included)

Εφαρμόστε το φωτιστικό στην επιφάνεια και βιδώστε το μέχρι να σταθεροποιηθεί στο έδαφος. / Apply the lamp to the surface and tighten the screws in until it is firmly stabilized on the ground.