

DALI CV DRIVER 12W 12V

SKU: F6011002-004

Summary

EUP12D-1H12V-0 is a constant voltage mode output LED driver and complies with DALI standard protocol IEC 62386. This driver can be connected to DALI main controller or Touch DIM to achieve a smooth dimming effect.



Product Features

- Single channel constant voltage output, 1A Max
- Meet DALI protocol IEC 62386
- Support Touch DIM function
- Dimming effect smooth, no flicker
- Over load protection; Over voltage protection
- IP20, suitable for MR16 and other indoor LED lighting

Application



Wall Washer



LED Strip Light



LED Tube



Underground Light



ARI111 Venture Light



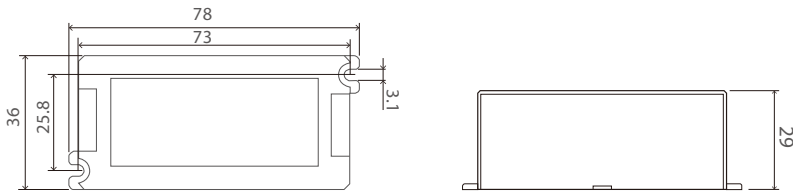
MR16



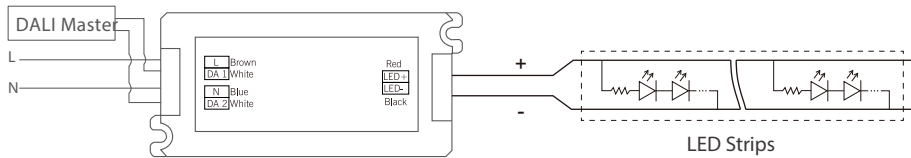
Technical Parameters

Model	EUP12D-1H12V-0	
Input	Efficiency	>80%@230VAC, Full load
	Voltage	220VAC-240VAC
	Frequency Range(Hz)	50/60Hz
	Power Factor	≥0.5@230VAC, Full load
	AC Current(max)	0.15Amax@230VAC
	Inrush Current(max)	Cold start, 12A@230VAC
Output	Current(A)/Voltage (VDC) Power(W)	1A/12VDC/12W
	R & N (Max)	120mVp-p
	Channel	1
	Voltage Tolerance	±5%
	Standby Power	<1W
	Turn on delay Time	<1.5s, at230Vac (When the light begins to shine)
Function	Dimming Type	DALI, Touch DIM
	Dimming Range	1%-100% Dimming to off
Protection	Short circuit	Close output recovers automatically after fault removed
	Over load	Close output recovers automatically after fault removed
	Over temperature	Shut down the output, recovers automatically when temp. back to normal.
Safety& EMC	Withstand Voltage	I/P-O/P: 3000VAC/1min/5mA
	DALI Standard	IEC 62386-101: 2014, IEC 62386-102: 2014, IEC 62386-207: 2009, DALI 1.0
	Safety Standards	EN61347, GB19510
	EMC Emission	EN50515, EN61000-3-2
	EMC Immunity	EN61000-4-2, 3, 4, 5, 6, 8, 11; EN61547
Others	Working Temp.	-20 ~50
	Storage Temp., Humidity	-40 ~85 , 20-90%RH
	tc	90
	Material	PC
	IP Rating	IP20
	Lifetime	30,000h@tc:80
	Warranty Condition	3 years
	Switch Cycle	>15,000 times
	Packing(weight)	Net weight: 8.5g±5%/PCS; 100PCS/Carton; 9.2kg±5%/Carton; Carton size: 85*125*219mm(L*W*H)
Dimension	78*36*29mm(L*W*H)	

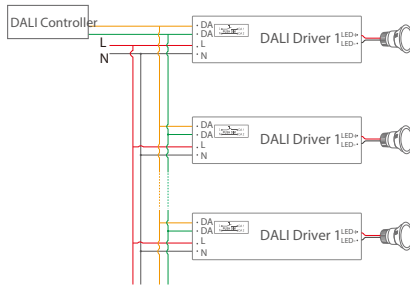
Dimensions(mm)



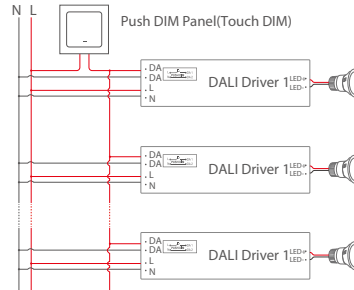
Wiring



DALI Diagram



Push DIM(Touch DIM) Diagram

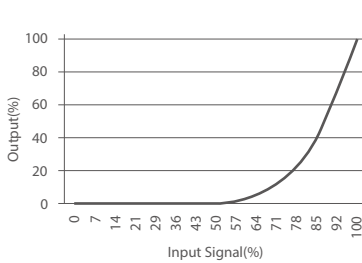


Remark: Only use open push button without indicator light. Maximum cable length between each Unit: 20 meters.

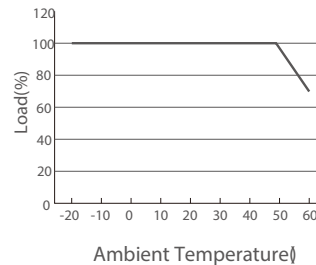
Push DIM Function

1. Press the Push DIM(Touch DIM) switch for 8s or more, the driver can be controlled via Push DIM switch.
2. Short press the Push DIM(Touch DIM) switch (<0.5s) to control the lamp on or off.
3. Long press the Push DIM(Touch DIM) switch (>0.5s) to dim the brightness of light. The dimming direction will change every time after pressing switch.
4. Double-click the Push DIM(Touch DIM) switch (<0.3s), then all lamps connected on the device will be set maximum brightness.
5. The brightness adjustment range is 1%-100%, and the light can be turned off through short pressing when doing with long pressing Push DIM(Touch DIM) switch.
6. With the Power off memory function, the power-down state will be recovered when power on again.

Dimming Curve



Derating Curve



Cautions

1. This product should be installed by qualified personnel.
2. This product is non waterproof, need to avoid sun and rain. In case of outdoor use, please ensure it is mounted in a well-ventilated environment.
3. Good heat dissipation conditions extend product life. Please install the product in a well-ventilated environment.
4. Please make sure LED power supply output voltage, current is used to meet the product requirements.
5. Please ensure that adequate sized cable is used from the controller to the LED lights to carry the current. Please also ensure the cable is secured tightly in the connector.
6. In case of malfunction, do not repair it yourself.