

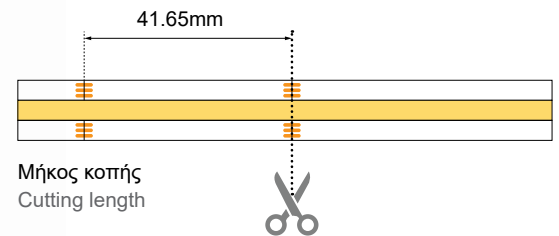
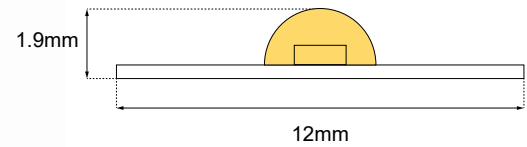
# LED COB STRIP 840L 24W 12mm RGB+WW+CW IP20 24VDC



SKU: X7010802-024



Total Length  
Συνολικό μήκος



## GENERAL INFORMATION

APPLICATION	Indoor
IP RATING	IP20
WARRANTY	5 years
ORIGIN	China

## DIMENSIONS

VISIBLE DIMENSIONS (W×H)	12 × 1.9mm
TOTAL LENGTH	5m/Roll
CUTTING LENGTH	41.65mm

## ILLUMINANT

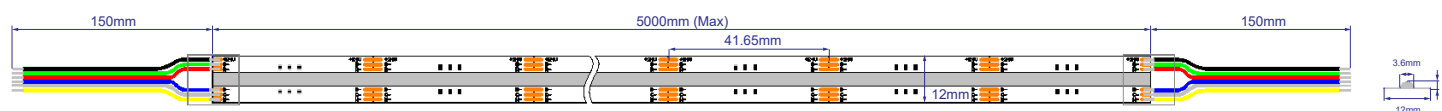
CHIP QTY	840chips/m
VOLTAGE	24VDC
POWER	12W+6W+6W/m (Max)
PCB LAYER	Double FPC
CCT	R: 630-640nm / G:520-530nm / B:450-455nm / WW:3000K / CW:6000K
CRI	Ra >90 WW & CW
LUMEN	R:135lm / G:320lm / B: 53lm / WW:480lm / CW: 480lm
OUTLET METHOD	Double-ended 6-color single wire, 15cm long
DIMMABLE	Yes

# LED COB STRIP 840L 24W 12mm RGBWWCW IP20 24VDC

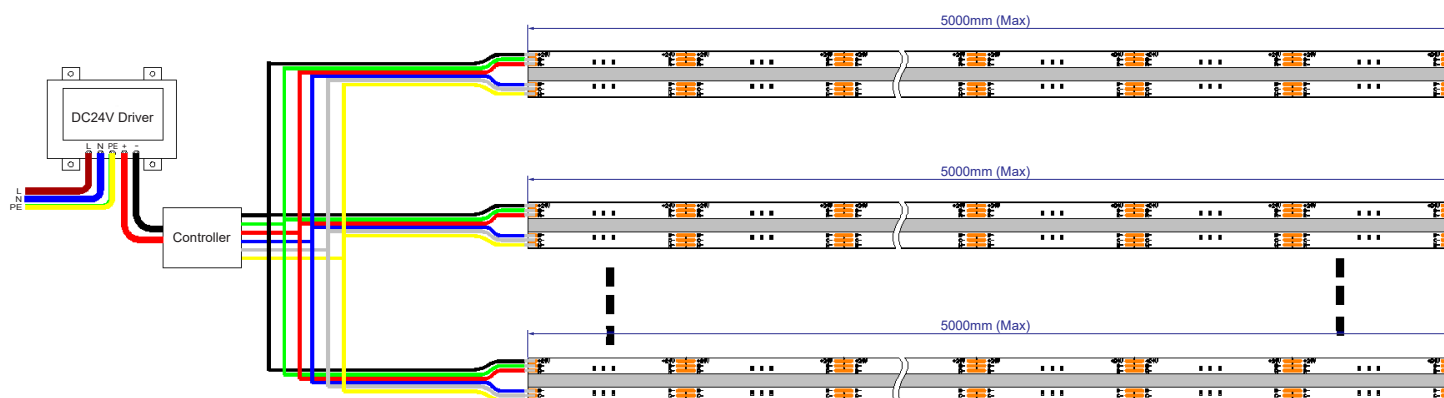
## FEATURES

- Sanan chip.
- 840chips of RGB color and CCT adjustable color in linear arrangement, integrated package, uniform light color, no spot.
- High thermal conductivity flexible circuit board design, which can be bent freely and is easy to install.
- Chips directly mounted in PCB and beam angle up to 140D.
- DC24V constant voltage design, safe and low voltage, small voltage drop, standard cascade of 5 meters
- Genuine 3M glue, easy to install, firm and long-lasting

## PRODUCT SIZE CHART(UNIT: mm)



## INSTALLATION



## CAUTION

- During the installation process, sharp objects should not come in contact with the surface of the light strip to avoid damaging the colloid and causing defects.
- Avoid exposing the colloid in the light-emitting area to high-temperature objects to prevent scalding and maintain strip efficiency.
- Choose a DC 24V regulated power supply with appropriate power based on the length of the installed light strips. Ensure that the total power of each power supply driving the light strips does not exceed 90% of the rated power.
- Select a dual-color temperature controller with appropriate power for control based on the number of installed light strips. Ensure that the single-channel (single color) current and total current do not exceed 85% of the controller's nominal current.
- Pay attention to damp-proof and waterproof measures.
- Don't tear repeatedly once the cob strips fixed.
- It is strictly prohibited to bend or twist the light strip over a short distance to avoid damaging the rubber strip or the internal electrical structure of the chip, as shown in the picture below.
- When bending, ensure a length of less than 1CM, as shown in the picture below.

