

Outdoor Waterproof LED Power Supply 200W

Features



- . IP67 protection level, can be used in all weather conditions
- . Using active PFC circuit, PF value ≥ 0.95
- . Ultra-thin design, height 32mm
- . 3 years warranty, life >35000 hours

Application range

- . LED light strips, guardrail tubes, modules, spotlights, Wall washer, buried light
- . Lighting and other LED lighting projects

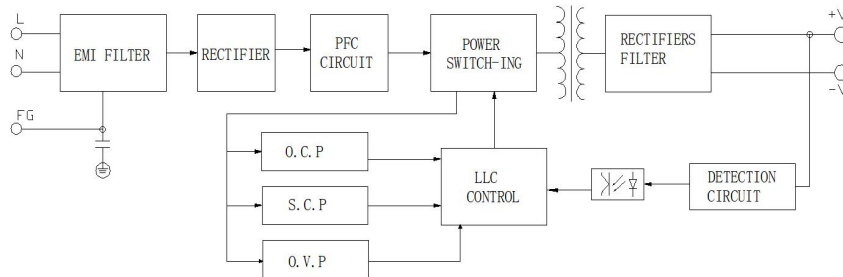


Features			
Model		H-PF-12V200W	H-PF-24V200W
Output	Rated Voltage	12V	24V
	Rated Current	16.66A	8.33A
	Output Current Range	0-16.66A	0-8.33A
	Rated Power	200W	200W
	Efficiency	$\geq 91\%$	$\geq 92\%$
	Ripple and Noise	$\leq 200\text{mV}$	$\leq 250\text{mV}$
	Load Regulation	1%	
	Linear Regulation	1%	
Input	Input Voltage Range	110~240V AC;	
	AC Input Current	2A 115VAC 1A 230VAC	
	PF Value	PF $\geq 0.95/115\text{VAC}$ PF $\geq 0.95/230\text{VAC}$	
	Frequency Range	50-60Hz;	
	Cold Start Current	40A/230VAC	
	Anti-surge	L, N:2KV L, N-PE:4KV	
Protection	Overcurrent Protection	Greater than 105% of the rated output current, circuit protection, when the abnormality is removed, the circuit returns to normal	
	Overvoltage Protection	Greater than 130% of the rated output voltage, circuit protection, the output voltage will be automatically cut off	
	Short Circuit Protection	Hiccup mode, it can recover automatically after the abnormal condition is removed	
Environment	Working Temperature, Humidity	-20~+45°C 20%~90%RH	
	Storage Temperature, Humidity	-40~85°C 10%~95%RH	
Safety	Pressure Resistance	between input and output: AC2.5KV 5mA 60S; between input and case: AC1.5KV 5mA 60S	
	Insulation Resistance	between input and output: 100M ohms/500VDC/25°C	
Packing	Product Size	225*62*32mm	
	Net Weight	0.8kg	

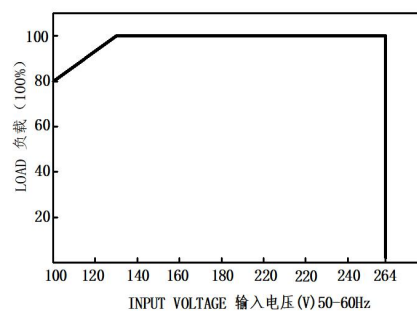
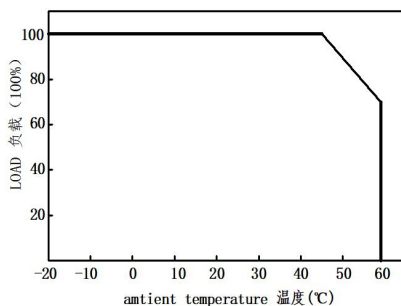
Outdoor Waterproof LED Power Supply 200W

Circuit Block Diagram


Oscillation frequency 90-120KHz



Load derating curve



Product size



Tips:

1. Maintaining a good ventilation environment is conducive to the heat dissipation of the power supply, which is very important to prolong the life of the power supply.
2. The connecting wire between the output terminal of the power supply and the load should follow the principle of short wiring. If the connecting wire is too long or the wire core is too small, it will cause a voltage drop on the line, and the loss on the connecting wire will turn into heat, which may cause safety hazards. (The wiring should follow: 1mm² allows 6A current).
3. Overpower or load short circuit will cause automatic protection of the power supply, causing the power supply to fail to work normally.
4. When wiring, strictly follow the principle of safe use of electricity, and pay attention to distinguishing the polarity of input and output terminals and terminal wiring, so as to avoid damage to the product by connecting wrong wires.