

COLOR TEMPERATURE REMOTE CONTROL 2.4G 4-GROUPS

SKU: F6011003-021

Features

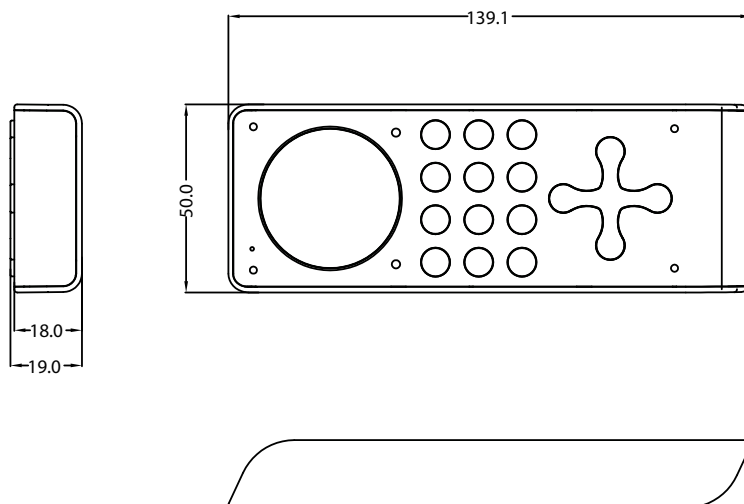
- Using 2.4G RF remote control, Long distance transmission.
- Available to dimming the lights Color temperature and brightness.
- Can control a plurality of controllers, and can freely code and clear codes.
- Remote control is stylish and convinient to use.



Technical Parameters

Power	3VDC(AAA*2pcs)
Remote Distance	30 m
Wireless Frequency	2.4Ghz ISM
Working Current	< 20mA
Standby Curent	< 10uA
Standby Time	6 months
Pack Size	139(L)×50(W)×19(H) mm
N.G.	55 g
Working Temp.	-20 ~ 50 °C





Product Size



COLOR TEMPERATURE REMOTE CONTROL 2.4G 4-GROUPS

Interface Instructions



- 1 2 3 4 : Short press select and turn on zone light
 Long press 2s turn off zone light
- : Adjust the current brightness value
-     : Short press run the scene, long press 2s save
- + - : Brightness + / Brightness -
- ww cw : Warm color / white
- : Short press turn on/off all zone light

Match Guide

Remote match with 2.4G RF controller, dimming driver

• Match with controller (with match key)

- code matching: press the code matching key for a short time, press the "group on" key of the remote controller for 3 times within 5 seconds when the indicator light blinks, and the connected lamps "flash three times slowly", and the code matching is successful
- code clearing: press the code matching key for a short time, press the "group on" key of the remote controller for 6 times within 5S when the indicator light flashes, and the connected lamps "flash six times slowly", and the code clearing is successful
- The remote controller with multiple groups can only use its group on key for code matching and code clearing.

• Match with controller (without match key), dimming driver

- code matching: press the code matching key for a short time, press the "group on" key of the remote controller for 3 times within 5 seconds when the indicator light blinks, and the connected lamps "flash three times slowly", and the code matching is successful
- code clearing: press the code matching key for a short time, press the "group on" key of the remote controller for 6 times within 5S when the indicator light flashes, and the connected lamps "flash six times slowly", and the code clearing is successful
- The remote controller with multiple groups can only use its group on key for code matching and code clearing.

Attention

When install the batteries, please don't touch the color ring or any key and use the remote 5 seconds later after batteries installed. If the touch key or ring is low-sensitive, please reinstall the batteries in the right way.