


Profile LIT-L

Ref. A18033

Ref. arch 18033



IP20



- Hidden light source
- The lighting fixture integrates with the mounting surface
- Non visible aluminum elements
- Easy maintenance

APPLICATION

- decorative lighting

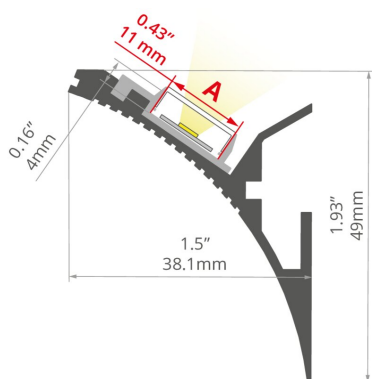
MOUNTING

- to the surface, using properly selected screws and a dedicated mounting track
- can be easily connected into runs and systems
- the lighting fixture is cut to the mounting track, the cover is cut to the length of the lighting fixture

ADDITIONAL INFORMATION

- profile connections with the use of dedicated connectors facilitate subsequent finishing and ensure greater durability and appeal of the lighting fixture
- standard lengths of KLUŚ profiles and covers: 1000 mm (tolerance ± 1.5 mm) and 2005 mm / 3010 mm (tolerance + 5 mm); for selected covers: 6050 mm, 10050 mm (tolerance + 5 mm)
- when choosing a different length of profiles / covers than available in the standard, you should additionally choose the cutting service at KLUŚ

TECHNICAL DRAWING



TECHNICAL SPECIFICATIONS

Material	aluminum
Color	■ silver non anodized
Possible fixture IP	20
Possible fixture shapes	linear, polygonal
Profile cross-section	angled
Width	38.1 mm
Height	49 mm
LED gluing width A	11 mm
Number of LED strips A (8 mm wide)	1
Building type	Residential, Entertainment/ Arts, HoReCa object
Facility zone	wall lighting, niche/cove, communication routes and corridors, lobby / foyer
Can be easily connected into runs	yes
To cover with plaster	yes
Wire out end cap	yes


Length	Ref
1000 mm	A18033N_1 18033NA_1
2005 mm	A18033N_2 18033NA_2
3010 mm	A18033N_3 18033NA_3

Profile LIT-L






Ref. A18033

Ref. arch 18033

SAMPLE PROJECTS




RELATED ACCESSORIES > RELATED COVERS

NAME	MATERIAL	MATERIAL TRANSMITTANCE	COLOR	REF.
LIGER		PC	70 % <input type="checkbox"/> frosted	B17037M 17037
			32 % <input checked="" type="checkbox"/> black	B17037C 17040
KA-COM		PVC	70 % <input type="checkbox"/> frosted	B17179M 17179
			93 % <input checked="" type="checkbox"/> clear	B17179T 17180
HS		PC	73 % <input type="checkbox"/> frosted	B17208M 1369
			94 % <input checked="" type="checkbox"/> clear	B17208T 1370
KA-PRO		PC	67 % <input type="checkbox"/> frosted	B17064M 17064
			94 % <input checked="" type="checkbox"/> clear	B17064T 17065
KA		PC	63 % <input type="checkbox"/> frosted	B17035M 17035
			91 % <input checked="" type="checkbox"/> clear	B17035T 17036

RELATED ACCESSORIES > RELATED END CAPS

NAME	MATERIAL	COLOR	REF.
ONISA		PP <input checked="" type="checkbox"/> gray	C24100C02 24100
TELIT-L-P		PS <input type="checkbox"/> white	C24180C10 24180
TELIT-L-L		PS <input type="checkbox"/> white	C24181C10 24181

RELATED ACCESSORIES > RELATED LED



K-1210-12V

K-1210-12

Ref. arch K-1210-12V



K-1275-12V

K-1275-12


Ref. arch K-1275-12V



WP-K-1220-12V

KWP-1220-12

Ref. arch WP-K-1220-12V



WP-K-1275-12V

KWP-1275-12

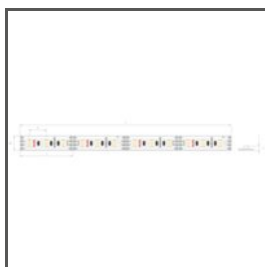
Ref. arch WP-K-1275-12V



WP-K-1220-IP65-12V

_błąd

Ref. arch WP-K-1220-IP65-12V

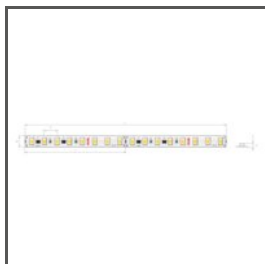


K-1275-RGB-12V

K-RGB-1275-12

Ref. arch K-1275-RGB-12V


RELATED ACCESSORIES > RELATED LED > HIGH EFFICACY



K-HE-0480-HD-24V

K-HEHD-0480-24

Ref. arch K-HE-0480-HD-24V



K-HE-0960-HD-24V

K-HEHD-0960-24

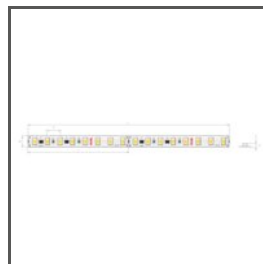
Ref. arch K-HE-0960-HD-24V



K-HE-1440-HD-24V

K-HEHD-1440-24

Ref. arch K-HE-1440-HD-24V



K-HE-1920-HD-24V

K-HEHD-1920-24

Ref. arch K-HE-1920-HD-24V


RELATED ACCESSORIES > RELATED LED > RGB / RGB-W / RGB-CTT



K-1530-RGB+W-24V

K-RGBW-1530-24

Ref. arch K-1530-RGB+W-24V



K-1920-120-RGB-24V

K-RGB-1920-120-24

Ref. arch K-1920-120-RGB-24V



WP-K-1920-120-RGB-24V

KWP-1920-120-RGB-24

Ref. arch WP-K-1920-120-RGB-24V

Profile LIT-L

Ref. A18033

Ref. arch 18033

RELATED ACCESSORIES > RELATED LED > WHITE MONO



WP-K-1640-HD-IP65-24V

KWP-GHD-1640-24

Ref. arch WP-K-1640-HD-IP65-24V



WP-K-1910-HD-IP65-24V

KWP-GHD-1910-24

Ref. arch WP-K-1910HDIP6524V



WP-K-1220-IP65-24V

KWP-1220-IP65-24

Ref. arch WP-K-1220-IP65-24V

RELATED ACCESSORIES > OTHER RELATED ACCESSORIES > CONNECTORS



CONNECTOR

ZM-180

C28075N00

Ref. arch 40693



CONNECTOR

ZM-NA-120

C28242N00

Ref. arch 42729

RELATED ACCESSORIES > OTHER RELATED ACCESSORIES > OTHER



GLAND

6x1,2

C24517C07

Ref. arch 00802